




CORE Subjects	Lesson and Resources	Notes / Extension Task
ENGLISH	Complete lesson 7: GOTHIC + Gothic Literature anthology NEW.docx	
	Complete lesson 8: GOTHIC + Gothic Literature anthology NEW.docx	
	Complete lesson 9: GOTHIC + Gothic Literature anthology NEW.docx	
	Complete week 1 of this booklet: Spring 2 Gothic and Creative writing.pptx	
	Complete week 2 of this booklet: Spring 2 Gothic and Creative writing.pptx	
	Complete week 3 of this booklet: Spring 2 Gothic and Creative writing.pptx	
	Complete week 4 of this booklet: Spring 2 Gothic and Creative writing.pptx	

CORE Subjects	Lesson and Resources	Notes / Extension Task
MATHS	<p><u>Lesson 1</u> Pythagoras Sparx: M677 Follow this link, watch the video by pressing the red button and answer the questions 1 to 3. Click the tick at the bottom to check your answers. Pythagoras</p>	<p><u>Notes:</u> Where relevant, find the Sparx Task by clicking on Independent Learning:</p> <div data-bbox="1267 394 1366 475" data-label="Image"> </div> <p>And then search for the relevant task in the Search bar:</p> <div data-bbox="1267 517 1816 582" data-label="Form"> <div>Search for topics:</div> <div>Your curriculum:</div> <div>Enter topic name or code</div> <div>Key Stage 3</div> </div> <p>Use the videos for support as you answer the questions.</p> <p><u>Extension Tasks:</u> Complete all Compulsory, Target and XP Boost tasks at 100%</p>
	<p><u>Lesson 2</u> Pythagoras Sparx: M677 Follow this link, watch the video by pressing the red button and answer the questions 4 to 7. Click the tick at the bottom to check your answers. Pythagoras</p>	
	<p><u>Lesson 3</u> Pythagoras Sparx: M677 Follow this link, watch the video by pressing the red button and answer the Apply questions. Click the tick at the bottom to check your answers. Pythagoras</p>	

CORE Subjects	Lesson and Resources	Notes / Extension Task
MATHS	<u>Lesson 4</u> Pythagoras between two points Follow this link, watch the video by pressing the red button and answer the questions. Click the tick at the bottom to check your answers. Pythagoras between two points	<u>Notes:</u> Where relevant, find the Sparx Task by clicking on Independent Learning: 
	<u>Lesson 5</u> Pythagoras 3D Sparx: M147 Follow this link, watch the video by pressing the red button and answer the questions. Click the tick at the bottom to check your answers. Pythagoras 3D	And then search for the relevant task in the Search bar: 
	<u>Lesson 6</u> Angles in triangles Sparx: M351 Follow this link, watch the video by pressing the red button and answer the questions. Click the tick at the bottom to check your answers. Angles in triangles	Use the videos for support as you answer the questions. <u>Extension Tasks:</u> Complete all Compulsory, Target and XP Boost tasks at 100%
	<u>Lesson 7</u> Angles in quadrilaterals Sparx: M679 Follow this link, watch the video by pressing the red button and answer the questions. Click the tick at the bottom to check your answers. Angles in quadrilaterals	

CORE Subjects	Lesson and Resources	Notes / Extension Task
SCIENCE	<p>Lesson 1: KS 4 Science>Chemistry>Using Resources>Waste Water Curriculum - Curriculum</p> <p>Lesson 2: Review of topic Curriculum - Curriculum</p> <p>Lesson 3: Biology>Bioenergetics >Photosynthesis Curriculum - Curriculum</p> <p>Lesson 4: Photosynthesis required practical Curriculum - Curriculum</p> <p>Lesson 5: Required practical Results https://continuityoak.org.uk/lessons</p>	<p>Sparx - How to Use</p> <p><u>Notes:</u> Where relevant, find the Sparx Task by clicking on Independent Learning:</p> <p></p> <p>And then search for the relevant task in the Search bar:</p> <div> <div>Search for topics:</div> <div>Your curriculum:</div> <div>Enter topic name or code</div> <div>Key Stage 3</div> </div>

Foundation Subject	Lesson and Resources	Notes / Extension Task
ART	Goole Henry Moore underground drawings – Copy one	
DRAMA		
FRENCH	<p>w/c 31.03.25 Here are the topics that we are studying this term: Relationships with family and friends</p> <ul style="list-style-type: none"> - Food and Meals - World Cuisine - Celebrations / Festivals <p>Revise these topics here on BBC Bitesize: Celebrations and festivals Free time activities Food/Meals Practise the vocabulary from the French page in your Knowledge Organiser.</p>	<p>Notes:</p> <ol style="list-style-type: none"> 1. Watch the video on Bitesize and complete the activities. 2. Make a note of any new words in French and English 3. Write a short paragraph (50 words) about the topic. Use opinions, past tense and future tense. Revise writing it out from memory – ask someone at home to test you if possible! <p>Homework / Extension tasks:</p> <ol style="list-style-type: none"> 1. Active Learn. Go to https://www.pearsonactivelearn.com/app/Home Your username is your Regis School email. Your password is Tr5Reset20 Complete set tasks.
	<p>w/c 21.04.25 Here are the topics that we are studying this term: The world around us:</p> <ul style="list-style-type: none"> - Celebrations / Festivals in the francophone world. - The world around us – your town and your environment. <p>Revise these topics here on BBC Bitesize: Celebrations and festivals More festivals activities My town Social and global issues Practise the vocabulary from the French page in your Knowledge Organiser.</p>	<p>Notes:</p> <ol style="list-style-type: none"> 1. Watch the video on Bitesize and complete the activities. 2. Make a note of any new words in French and English 3. Write a short paragraph (50 words) about the topic. Use opinions, past tense and future tense. Revise writing it out from memory – ask someone at home to test you if possible! <p>Homework / Extension tasks:</p> <ol style="list-style-type: none"> 1. Active Learn. Go to https://www.pearsonactivelearn.com/app/Home Your username is your Regis School email. Your password is Tr5Reset22 Complete set tasks.

Foundation Subject	Lesson and Resources	Notes / Extension Task
GEOGRAPHY	<p>Follow the links below to watch and complete the Oak National lessons. Ensure you are in a suitable environment to work where you can listen to the teacher recording of the lesson. You will pause and complete all activities and record your work on the worksheet uploaded or in a notebook or on paper.</p> <p>Only complete the amount of lessons you would have missed had you have been in school.</p> <p>Website: https://continuityoak.org.uk/Lessons</p> <p>Spring Term 2: Go to- Geography- Year 8- Unit 5- Energy</p> <p>2 weeks beginning 24/3 Watch the documentary: Planet oil found here: https://www.dailymotion.com/video/x2lvzns Create an A4 detailed poster on the positives and negatives of using oil and how it can impact our planet. Link your knowledge back to your studies of climate change in the previous unit.</p>	<p>If you have finished all the tasks in the lesson and resources section and wish to continue some more geography work log on to Seneca using your school account.</p> <p>Search for KS3 Geography and work your way through the learning and quizzes for the topic you are currently learning.</p>
HISTORY	<p>Lesson 4</p> <p>Lesson 5</p> <p>Lesson 6</p>	<p>All lessons can be found at the link below:</p> <p>History, secondary, Year 9 - Lesson listing Oak National Academy</p> <p>You will need headphones to listen to the lesson, lined paper and a pen to complete the lesson.</p>

Foundation Subject	Lesson and Resources	Notes / Extension Task
MUSIC		
RELIGIOUS STUDIES	<p>Lesson 1 Dharma and pluralism</p> <p>https://thenational.academy/pupils/lessons/dharma-and-pluralism?share=true</p>	<p>Notes: Open the link and complete the lesson, pause the video as and when needed.</p> <p>Extension task: Create a ten question quiz about this topic.</p>
	<p>Lesson 2 Sikh Dharma</p> <p>https://thenational.academy/pupils/lessons/sikh-dharma?share=true</p>	<p>Notes: Open the link and complete the lesson, pause the video as and when needed.</p> <p>Extension task: Create a ten question quiz about this topic.</p>
SPANISH	<p>w/c 31.03.25 Here are the topics that we are studying this term:</p> <p>The World around us</p> <ul style="list-style-type: none"> - Food and Meals - World Cuisine - Celebrations / Festivals <p>Revise these topics here on BBC Bitesize:</p> <p>Celebrations and festivals</p> <p>Free time activities</p> <p>Food/Meals</p>	<p>Notes:</p> <ol style="list-style-type: none"> 1. Watch the video on Bitesize and complete the activities. 2. Make a note of any new words in Spanish and English 3. Write a short paragraph (50 words) about the topic. Use opinions, past tense and future tense. Revise writing it out from memory – ask someone at home to test you if possible! <p>Homework / Extension tasks:</p> <ol style="list-style-type: none"> 1. Active Learn. Go to https://www.pearsonactivelearn.com/app/Home Your username is your Regis School email. Your password is Tr5Reset22 Complete set tasks.

SPANISH	<p>w/c 21.04.25 Here are the topics that we are studying this term:</p> <p>The World around us</p> <ul style="list-style-type: none">- Celebrations / Festivals in the Hispanic World- The world around us – your town and your environment <p>Revise these topics here on BBC Bitesize:</p> <p>Celebrations and festivals Environment in Spanish Home and Town</p>	<p>Notes:</p> <ol style="list-style-type: none">1. Watch the video on Bitesize and complete the activities.2. Make a note of any new words in Spanish and English3. Write a short paragraph (50 words) about the topic. Use opinions, past tense and future tense. Revise writing it out from memory – ask someone at home to test you if possible! <p>Homework / Extension tasks:</p> <ol style="list-style-type: none">1. Active Learn. Go to https://www.pearsonactivelearn.com/app/Home Your username is your Regis School email. Your password is Tr5Reset22 Complete set tasks.
----------------	--	---